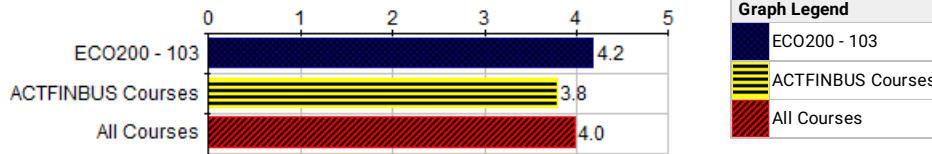


**Course Observations- Fall 2020 End of Semester Survey  
Fa20 (2020)**

**York College of Pennsylvania  
YCP**

<b>Course:</b>	ECO200 103 - Prin Econ-Macro	<b>Department:</b>	ACTFINBUS
<b>Responsible Faculty:</b>	Lei He	<b>Responses / Expected:</b>	18 / 31 (58.06%)
<b>Overall Mean:</b>	<b>4.5</b> 5-Point Likert Scale (54 responses) <b>4.3</b> Poor to Excellent (36 responses)		

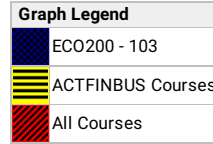
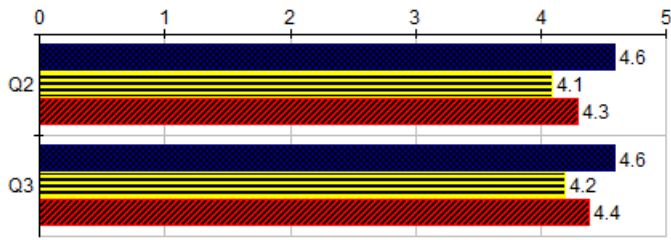
**Category Instructions:** Please complete the following questions.



Fall 2020 Questions - Overall Please complete the following questions.	ECO200 - 103										--- Survey Comparisons ---					
	Responses					Course					ACTFINBUS			All		
	P	BA	F	AA	E	N	Mean	Med.	Mode	Std Dev	N	Mean	Pct Rnk	N	Mean	Pct Rnk
Q1 Overall, I rate this course as:	0	1	3	6	8	18	4.2	4	5	.90	401	3.8	77	9.9K	4.0	53

Responses: [P] Poor=1 [BA] Below Average=2 [F] Fair=3 [AA] Above Average=4 [E] Excellent=5  
**Pct Rnk:** Percentile Rank (100 is best, calculated vs. precise Mean)

**Category Instructions:** Please complete the following questions.



Fall 2020 Questions - Overall Please complete the following questions.		ECO200 - 103										--- Survey Comparisons ---					
		Responses					Course					ACTFINBUS			All		
		SD	D	N	A	SA	N	Mean	Med.	Mode	Std Dev	N	Mean	Pct Rnk	N	Mean	Pct Rnk
Q2	The course requirements were clearly defined.	0	0	1	6	11	18	4.6	5	5	.60	402	4.1	92	9.9K	4.3	64
Q3	The class followed the guidelines described in the syllabus.	0	0	2	4	12	18	4.6	5	5	.68	401	4.2	86	9.9K	4.4	58

Responses: [SD] Strongly Disagree=1 [D] Disagree=2 [N] Neutral=3 [A] Agree=4 [SA] Strongly Agree=5  
Pct Rnk: Percentile Rank (100 is best, calculated vs. precise Mean)

**Q4 - Which aspects of this course were most valuable?**

**Instructions:** Please complete the following questions.















**Response Rate:** 88.89% (16 of 18)

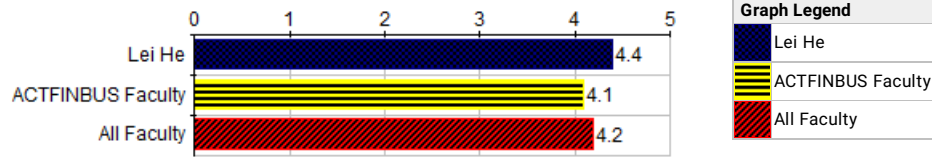
1	the homework	
2	the communication was great if i had a question it would be answered right away	
3	Unlimited attempts on homework, open note tests.	
4	Unemployment and Macroeconomic theory	
5	The quizzes after class	
6	The quiz questions in the powerpoints to help make sure you understand the information.	
7	The interactive experiences during class as well as the quizzes after each class	
8	The homework assignments	
9	The homework and lectures were fantastic.	
10	My newfound knowledge about economical processes and strategies.	
11	Lei He is a great professor, very understanding, and very polite.	
12	It was very easy to understand the subject(s) that were taught.	
13	I think all of it was valuable to learn.	
14	I learned more about economics I guess.	
15	I enjoyed the quiz, they were great review.	
16	Homeworks	

**Q5 - Which aspects of this course were least valuable?**

**Instructions:** Please complete the following questions.

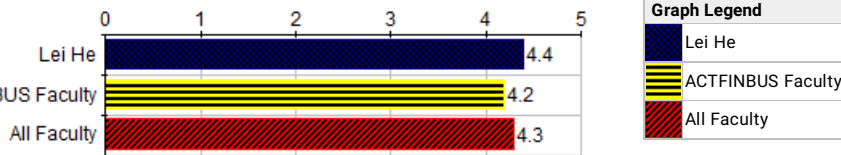
**Response Rate:** 77.78% (14 of 18)

1	nothing	
2	none of it	
3	i cant think of anything	
4	There really was not anything I did not find valuable. Professor Lei did a great job of teaching this class. I would definitely recommend this class to other that want to take Macroeconomics.	
5	The quizzes after each class.	
6	The lengthy power points. Sometimes they went too fast as well.	
7	The course wasn't very exciting, very boring at times, sometimes hard to understand, went to fast at times, really lack luster.	
8	The class could get boring at times.	
9	Nothing	
10	N/A	
11	Money and fed revenue	
12	Lectures	
13	Graphing aspects of macroeconomics because I will never have to create economical graphs in my field of study.	
14	Daily quizzes	



Fall 2020 Questions - Instructor Please complete these questions	Lei He										--- Survey Comparisons ---					
	Responses					Individual					ACTFINBUS			All		
	P	BA	F	AA	E	N	Mean	Med.	Mode	Std Dev	N	Mean	Pct Rnk	N	Mean	Pct Rnk
Q6 Overall rating of instructor:	0	0	4	3	11	18	4.4	5	5	.83	402	4.1	65	10K	4.2	48

Responses: [P] Poor=1 [BA] Below Average=2 [F] Fair=3 [AA] Above Average=4 [E] Excellent=5  
**Pct Rnk:** Percentile Rank (100 is best, calculated vs. precise Mean)















Fall 2020 Questions - Instructor Please complete these questions	Lei He										--- Survey Comparisons ---					
	Responses					Individual					ACTFINBUS			All		
	SD	D	N	A	SA	N	Mean	Med.	Mode	Std Dev	N	Mean	Pct Rnk	N	Mean	Pct Rnk
Q7 The instructor provided prompt feedback.	0	0	2	7	9	18	4.4	4.5	5	.68	401	4.2	80	10K	4.3	47













Responses: [SD] Strongly Disagree=1 [D] Disagree=2 [N] Neutral=3 [A] Agree=4 [SA] Strongly Agree=5  
Pct Rnk: Percentile Rank (100 is best, calculated vs. precise Mean)

Q8 - In terms of technology, what did the professor use to make class meetings useful and easy to follow?	
Faculty:	Lei He
Response Rate:	88.89% (16 of 18)
1	kahoots and open polls
2	good zoom classes
3	Zoom
4	Zoom, screenshare
5	Zoom meetings and online textbook.
6	Zoom and powerpoint
7	We used the zoom and the powerpoints were very good and interactive in the classroom.
8	Powerpoint
9	Powerpoint slide with pictures to help make it easier to follow.
10	Polls, Kahoot
11	Kahoots, polls on Zoom, other videos
12	Kahoot, lots of examples
13	Interactive questions using polls on zoom.
14	Interactive slides and knowledge checks throughout the lectures to string along students.
15	Canvas and powerpoint
16	Asked questions during lectures, and we had to answer using a poll.

Q9 - What did the professor do in Canvas to make the course easy to navigate and follow?	
Faculty:	Lei He
Response Rate:	83.33% (15 of 18)
1	the canvas was organized
2	post announcements and section everything so its easy to find.
3	had everything like assignments in order and when the day was over the pas assignments would be highlighted darker so i always knew what day we were on and what i needed to get done

4	Showed the dates of each lesson with its corresponding HW and quiz	
5	Recorded every lecture, as well as posted the notes	
6	Put the course materials into modules	
7	Organized all of the course content to align with the class	
8	N/A	
9	Made it clear where information was.	
10	It was all in different categories and easy to understand	
11	He posted everything in Canvas and was very thorough in doing so. He also uses the grade section for everything, so there is no uncertainty about the grading system.	
12	Everything in canvas is pretty easy to follow, even finding Pearsons Mylab	
13	Everything was clear and easy to access	
14	Everything was easy to access and find when homework was due and also exams.	
15	Didn't post too much and categorized everything into modules	

<b>Q10 - What could the professor do in the future to make the class materials and online part easier to navigate and experience?</b>	
<b>Faculty:</b>	Lei He
<b>Response Rate:</b>	77.78% (14 of 18)

1	nothing	
2	nothing he did a great job	
3	The course is already easy to navigate.	
4	Slow down power points	
5	Slides next to HW	
6	Post the PowerPoint for the chapter before going over it.	
7	Nothing	
8	Nothing	
9	Nothing.	
10	Nothing really	
11	N/A	
12	More variation in teaching	
13	I don't really have anything to say. Everything was easy to find in my opinion.	
14	Find ways to better explain some of the graphing concepts if we are definitely going to cover them.	